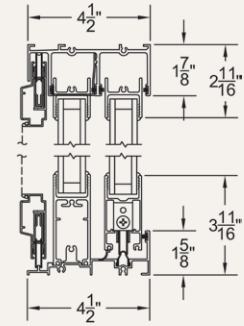


SERIES 1000 SLIDING DOOR



DESIGN NOTES

- 1-5/8" sill height.
- UltraVue screen mesh.



HEAD & SILL

TYPICAL CONFIGURATIONS

- OX, XO, OXO, OOX, XO, OXXO, XOOX



EXAMPLE SHGC

¹NFRC: 0.16

MAX PANEL WIDTH

50"

MAX PANEL HEIGHT

120"



EXAMPLE U-FACTOR

¹NFRC: 0.45

¹Specimen size: Nom. 79" x 79".



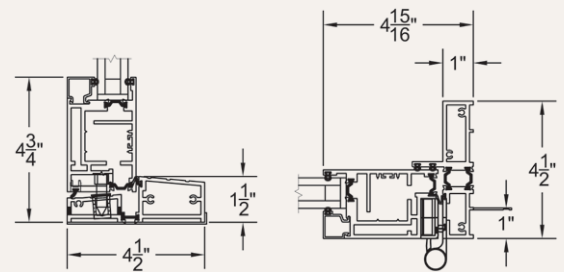
- Large Laminated Hook
- Adjustable S.S. Strike

SERIES 3200-T “THERMAL FRAME” HINGED DOOR



DESIGN NOTES

- In-swing and Out-swing.
- Adjustable hinges.



OUTSWING SILL

HINGE SIDE JAMB

TYPICAL CONFIGURATIONS

- H, HH, OH, OOH



EXAMPLE SHGC

²NFRC: 0.13

MAX PANEL WIDTH

40"

MAX PANEL HEIGHT


108"



EXAMPLE U-FACTOR

²NFRC: 0.37

²Specimen size: Nom. 38" x 82".



Minimalist Hardware:

The locking hardware for the 3200-T is manufactured by FSB. The handle plate is a slimmer version of the 3900-T plate but uses the same stainless lever. The door self latches when closed and is secured with a dead bolt.