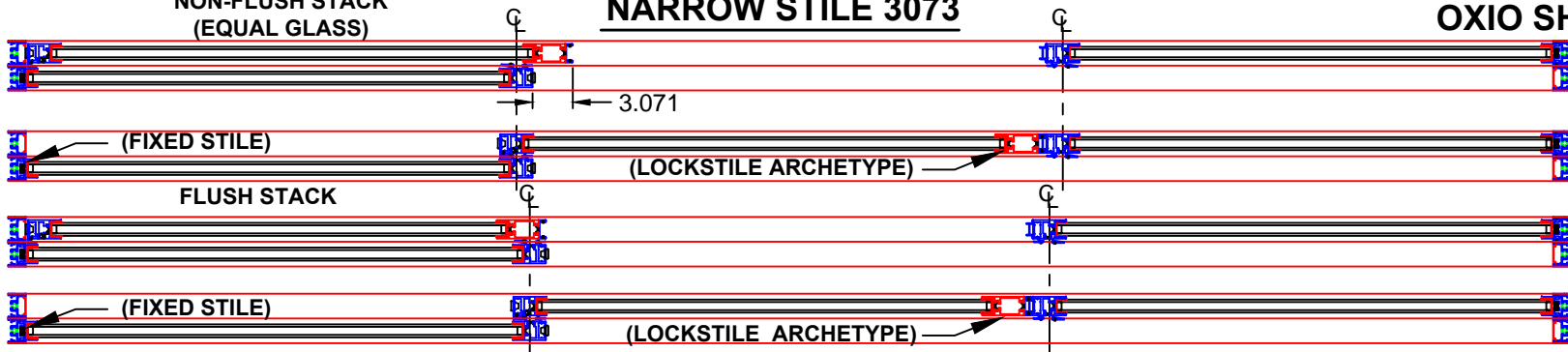


**NON-FLUSH STACK
(EQUAL GLASS)**

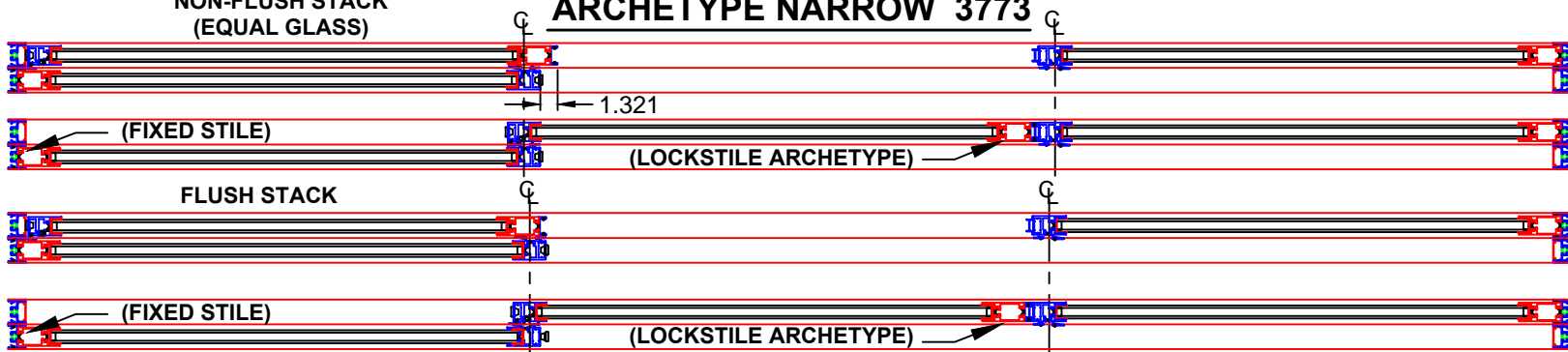
NARROW STILE 3073

OXIO SHOWN



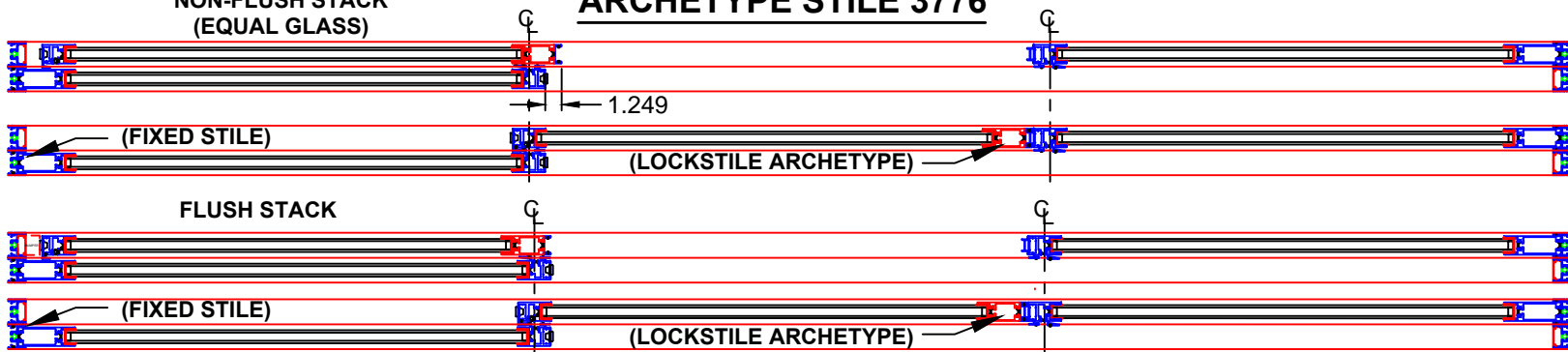
**NON-FLUSH STACK
(EQUAL GLASS)**

ARCHETYPE NARROW 3773



**NON-FLUSH STACK
(EQUAL GLASS)**

ARCHETYPE STILE 3776



- NARROW STILE 3073**
1. CALCULATE EQUAL GLASS SIZES.
 2. DIVIDE 3.071 BY 3 FOR ADD AMOUNT OF 1.023.
 3. ADD 1.023 TO BOTH O PANELS GLASS.
 4. MULTIPLY 1.023 BY 2 FOR ADD AMOUNT OF 2.046.
 5. SUBTRACT 2.046 FROM X PANEL GLASS.

- ARCHETYPE NARROW STILE 3773**
1. CALCULATE EQUAL GLASS SIZES.
 2. DIVIDE 1.321 BY 3 FOR ADD AMOUNT OF 0.440.
 3. ADD 0.440 TO BOTH O PANELS GLASS.
 4. MULTIPLY 0.440 BY 2 FOR ADD AMOUNT OF 0.880.
 5. SUBTRACT 0.880 FROM X PANEL GLASS.

- ARCHETYPE STILE 3776**
1. CALCULATE EQUAL GLASS SIZES.
 2. DIVIDE 1.249 BY 3 FOR ADD AMOUNT OF 0.416.
 3. ADD 0.416 TO BOTH O PANELS GLASS.
 4. MULTIPLY 0.416 BY 2 FOR ADD AMOUNT OF 0.832.
 5. SUBTRACT 0.832 FROM X PANEL GLASS.