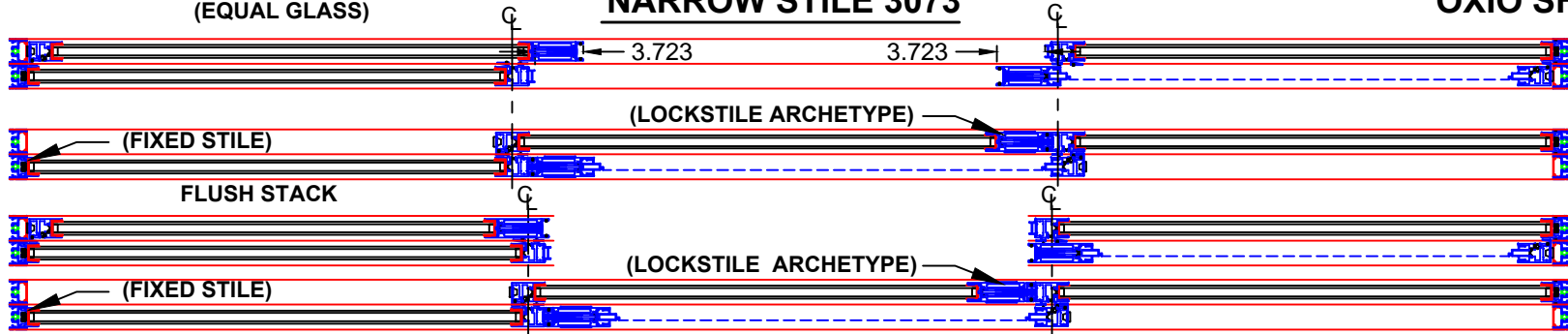




**NON-FLUSH STACK
(EQUAL GLASS)**

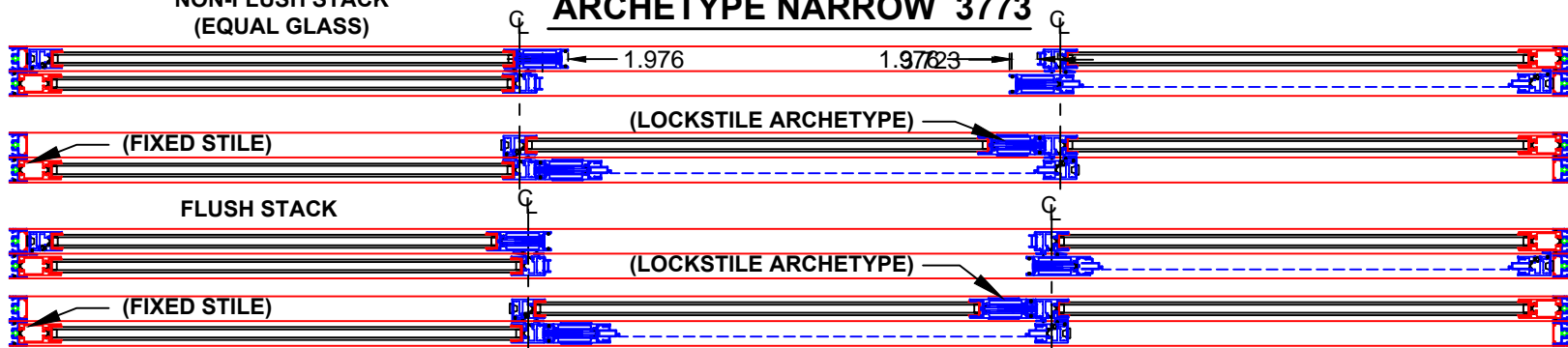
NARROW STILE 3073

OXIO SHOWN



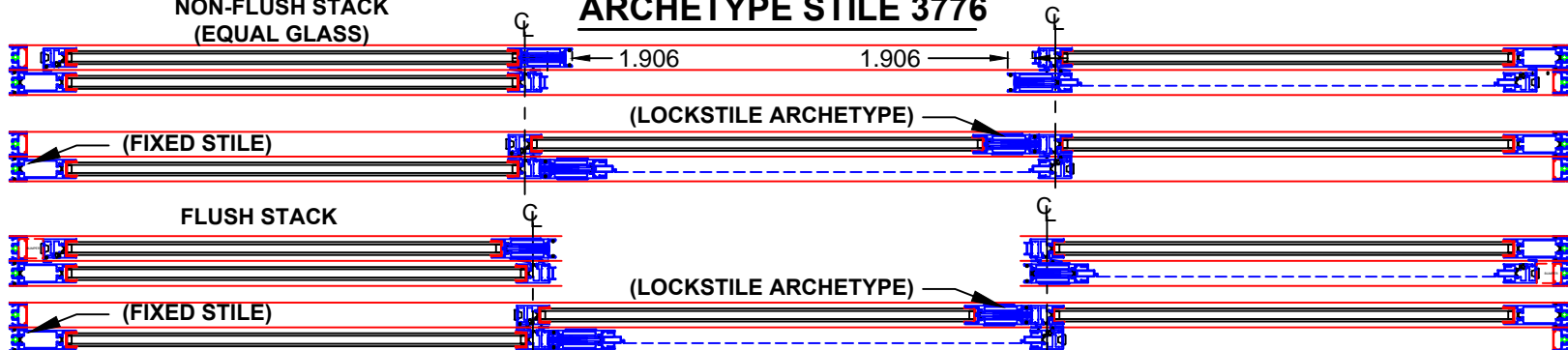
**NON-FLUSH STACK
(EQUAL GLASS)**

ARCHETYPE NARROW 3773



**NON-FLUSH STACK
(EQUAL GLASS)**

ARCHETYPE STILE 3776



NARROW STILE 3073

1. CALCULATE EQUAL GLASS SIZES.
2. DIVIDE 3.723 BY 3 FOR ADD AMOUNT OF 1.241.
3. ADD 1.241 TO BOTH O PANELS GLASS.
4. MULTIPLY 1.241 BY 2 FOR ADD AMOUNT OF 2.482.
5. SUBTRACT 2.482 FROM X PANEL GLASS AND SCREEN.

ARCHETYPE NARROW STILE 3773

1. CALCULATE EQUAL GLASS SIZES.
2. DIVIDE 1.976 BY 3 FOR ADD AMOUNT OF 0.659.
3. ADD 0.659 TO BOTH O PANELS GLASS.
4. MULTIPLY 0.659 BY 2 FOR ADD AMOUNT OF 1.318.
5. SUBTRACT 1.318 FROM X PANEL GLASS AND SCREEN.

ARCHETYPE STILE 3776

1. CALCULATE EQUAL GLASS SIZES.
2. DIVIDE 1.906 BY 3 FOR ADD AMOUNT OF 0.635.
3. ADD 0.635 TO BOTH O PANELS GLASS.
4. MULTIPLY 0.635 BY 2 FOR ADD AMOUNT OF 1.270.
5. SUBTRACT 1.270 FROM X PANEL GLASS AND SCREEN.