

COMPANY:

QUOTE #:

ITEM #:

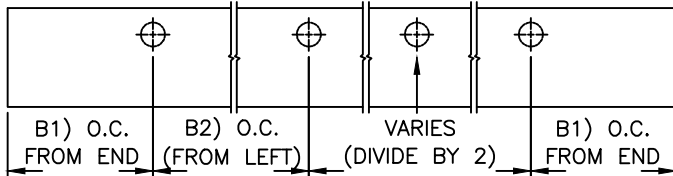
DATE:

DRAIN COUPLINGS TO BE WELDED PER OPTION

PLEASE MAKE SELECTIONS:

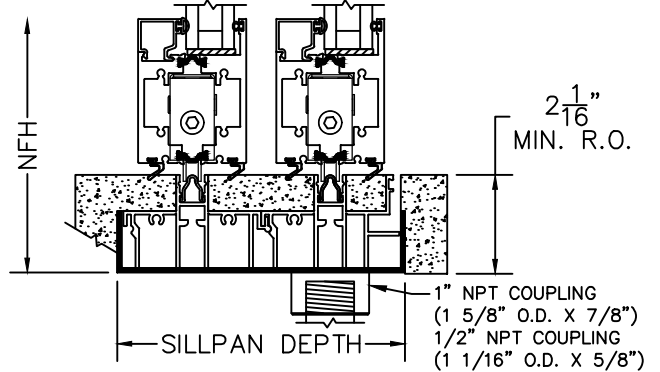
>> 1) DRAIN SPACING

- (A) 1) 1" NPT DEFAULT: 8" FROM END; 60" MAX.....
(O.C.)(NON-STAGGERED ONLY)
- 2) 1/2" NPT DEFAULT: 8" FROM END; 60" MAX....
(O.C.)(NON-STAGGERED ONLY)
- (B) OTHER.....
- 1) FROM END (O.C.):.....
- 2) SPACING (O.C.):.....
- (C) CUSTOM DRAWING:.....

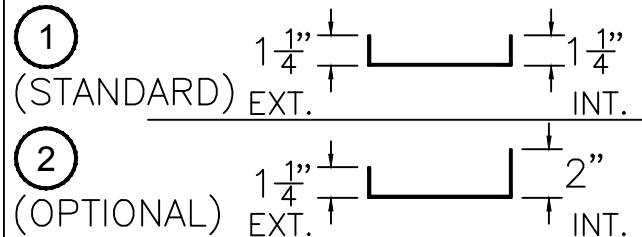


POCKET WALLS: DRAINS UNDER POCKET WALLS (UNLESS OTHERWISE NOTED)

ILLUSTRATION ONLY
(TWO TRACK 1" BOTTOM DRAIN SHOWN)



>> SILLPAN HEIGHT <<



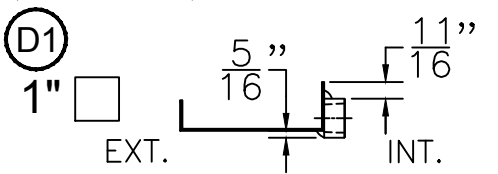
>> 2) DRAIN COUPLING LOCATIONS (OPTIONS)

< BOTTOM DRAINS >

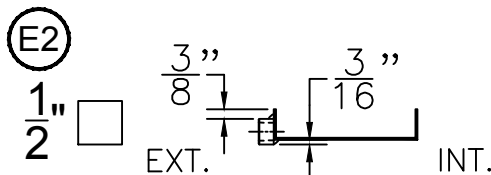
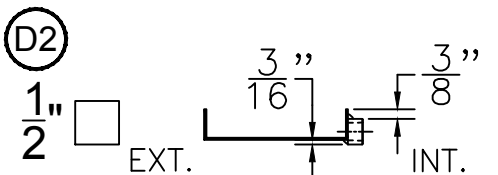
- (A) (INTERIOR).....
- (B) (EXTERIOR).....
- (F) (NO DRAINS).....

< SIDE DRAINS >

(INTERIOR) - 2" LEG ONLY



(E1) EXTERIOR 1" DRAIN NOT AVAILABLE ON SERIES 4070-T SUB-SILLPAN



CUSTOMER SIGNATURE:

DATE: