



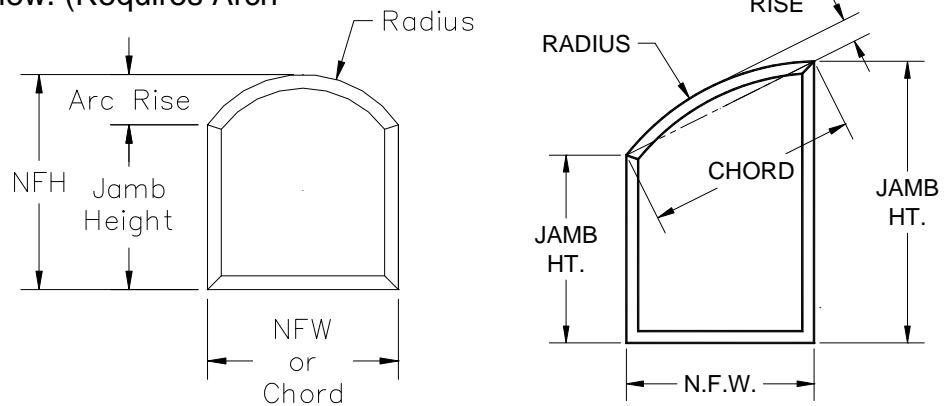
Special Geometry Orders Procedure and Accepted Forms Of Information

1. Purpose:

1.1. This document was created to define the process and type of information that will be required on all orders for special window and door geometry (typically arched or bent window and door products).

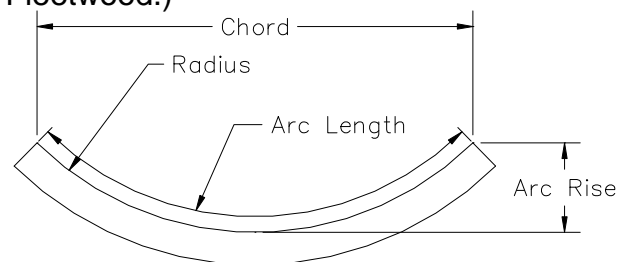
2. Geometry Defined:

2.1. Arched Product: A window or door that contains curved extrusions (usually at the head) to form an arch shape. The curved portion of an Arched product is only visible in an elevation view. (Requires Arch template supplied by Fleetwood.)



(Elevation View)

2.2. Bent Product: A window or door that contains curved extrusions (head, sill, top and bottom rails) to form a bent shape. The curved portion of a Bent product is only visible in a plan view. (Requires template supplied by Fleetwood.)



(Plan View)

2.3. Inside Corners

2.4. U-Shape

2.5. OTHER – See Geometry Undefined



Special Geometry Orders Procedure and Accepted Forms Of Information

3. Geometry Undefined:

3.1. To define the curved portion of an Arched or Bent product, a minimum of two of the followings three values are required:

- Radius
- Arc Chord
- Arc Rise

It is the responsibility of the customer to provide detailed sizes and dimensions on a hand sketch or electronic drawing, clearly defining the net frame sizes (not rough opening). Elevations to be drawn as viewed from the exterior and plan views to have exterior noted. **Fleetwood will not accept physical sample templates of arched or bent product.**

4. Definitions of Arc Geometry

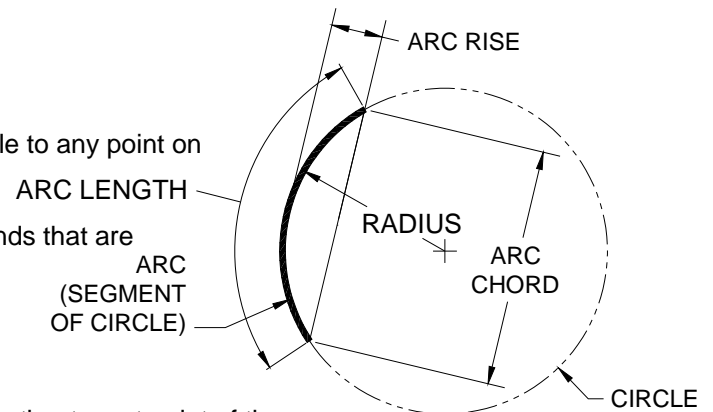
4.1. Radius: The distance from the center point of a circle to any point on the circle.

4.2. Arc: A segment or portion of a circle. Arches or bends that are not true arcs cannot be fabricated.

4.3. Arc Chord: Is the straight-line distance across the endpoints of the arc.

4.4. Arc Rise: Is the distance from the arc chord to the furthest most point of the arc.

4.5. Arc Length: Is the distance around the perimeter (or curvature) of the arc.



5. Process (After receipt of order)

5.1. A hand sketch or electronic document must accompany each special geometry item on the order. The document shall include all the required arched or bent information as defined above. **Fleetwood will not accept customer physical sample templates!**

5.2. A copy of the order, including the hand sketches or electronic documents shall be submitted to manufacturing. If a discrepancy is found during the creation of the fabrication drawings, Inside Sales will send a copy of the Fleetwood fabrication drawing to the customer for approval. Inside Sales is responsible for all correspondence with the customer.